

The Pfizer-Gate Disaster: Exhaustive proof COVID Vaccines kill Millions is quietly published by your Government

 expose-news.com/2023/02/10/pfizer-gate-proof-covid-vaccines-kill-millions

By The Exposé

February 10, 2023

Imagine if a vaccine was administered to a large number of people in every age group. Then just a few months later there were millions of excess deaths.

Whilst at the same time, official figures showed mortality rates per 100,000 population were significantly lower among the unvaccinated in every single group than they were in the vaccinated.

This would be a significant cause for concern. Because this scenario would suggest that the vaccine was causing harm to those who received it, rather than protecting them from illness or death.

It would in fact be a catastrophic event that would require a thorough investigation and response.

Unfortunately, the above scenario is not just a hypothetical event. It's actually playing out in the real world following the roll-out of the Covid-19 injections to millions of people across the world.

- Official figures prove that in the 'Five Eyes' countries alone there have been nearly 2 million excess deaths since the beginning of 2021.
- And in the USA there have been half a million deaths among young adults and children resulting in 118,000 excess deaths since the Covid-19 injections were first administered to the wider population.
- Meanwhile, official figures provided by the UK Government prove that mortality rates per 100,000 population are significantly lower among the unvaccinated in every single group than they are among the vaccinated.

This proves without a shadow of a doubt that the Covid-19 vaccines are causing significant harm to those who receive them, rather than protecting them from illness or death.

It is in fact a catastrophic event.

So why isn't there a thorough investigation and response taking place?



Let's not lose touch...Your Government and Big Tech are actively trying to censor the information reported by The **Exposé** to serve their own needs. Subscribe now to make sure you receive the latest uncensored news in your inbox...

There are a number of possible explanations for this outcome.

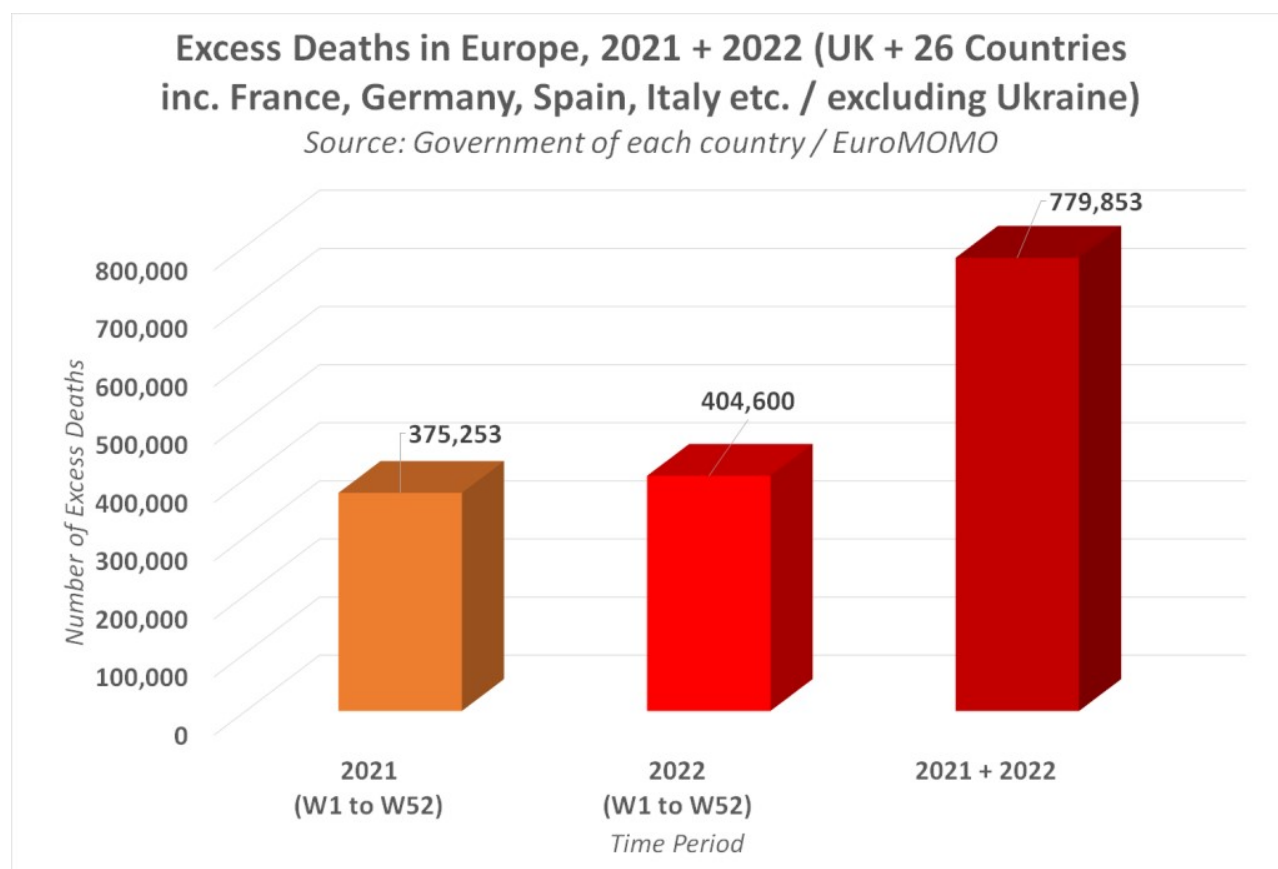
It is possible that the Covid-19 vaccines were not adequately tested before they were released, and therefore had unknown side effects or complications that were not discovered until after it was given to a large number of people.

It is also possible that the vaccine was not properly manufactured, and therefore was contaminated or otherwise ineffective in preventing illness or death.

But regardless of the specific cause, the implications of what is currently occurring in the real world are significant, frightening and disastrous.

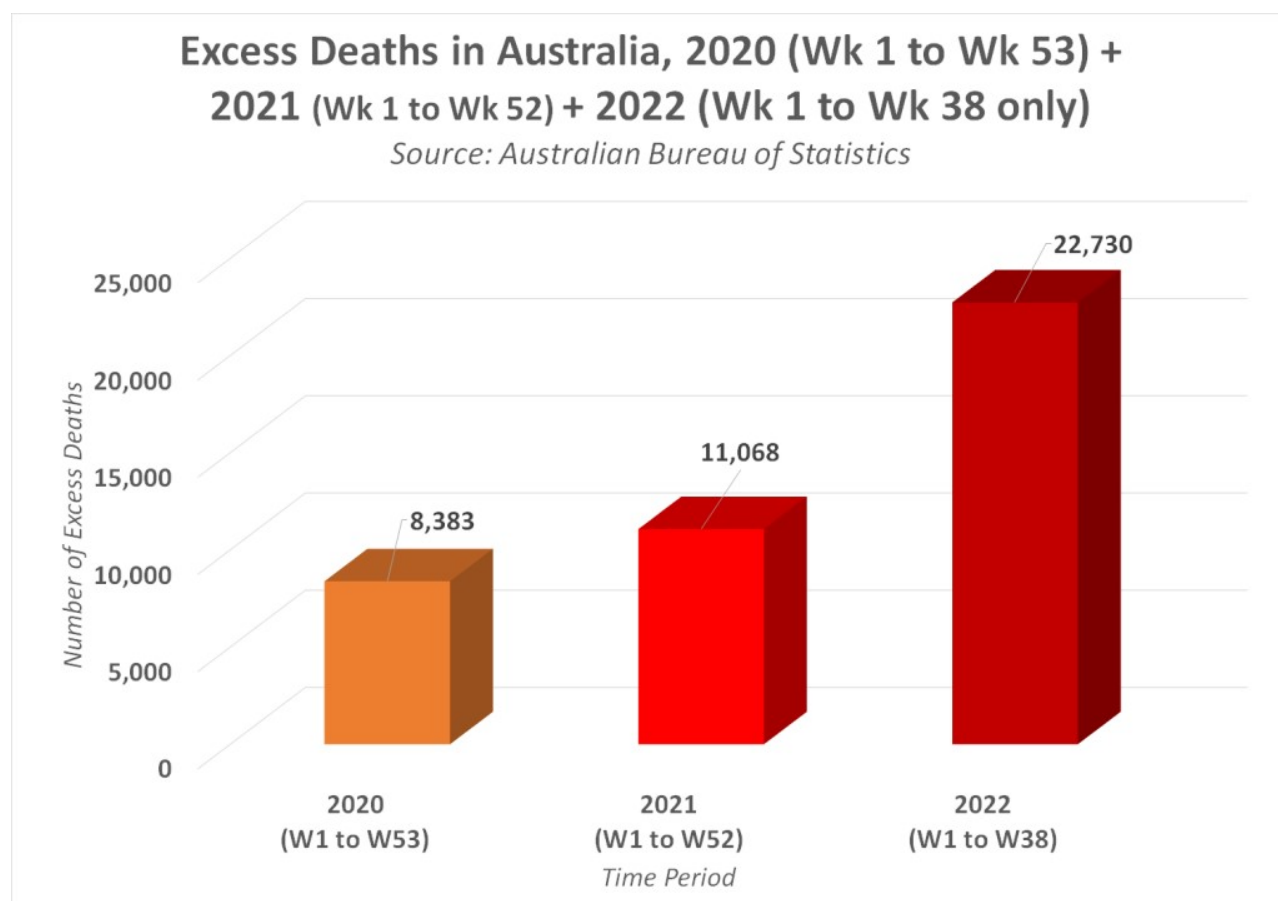
Official figures provided to EuroMOMO by the UK Government and 26 other Governments of counties across Europe reveal that most of the continent suffered 375,253 excess deaths in 2021 and 404,6000 excess deaths in 2022.

This equates to 779,853 excess deaths over the two years. The figures do not include Ukraine so cannot be blamed on the ongoing war.



Australia suffered 11,068 excess deaths in 2021 and then a shocking 22,730 excess deaths by week 38 of 2022. This is in stark contrast to 2020, when only 1,306 excess deaths were recorded at the height of the Covid pandemic and prior to the rollout of the Covid injections.

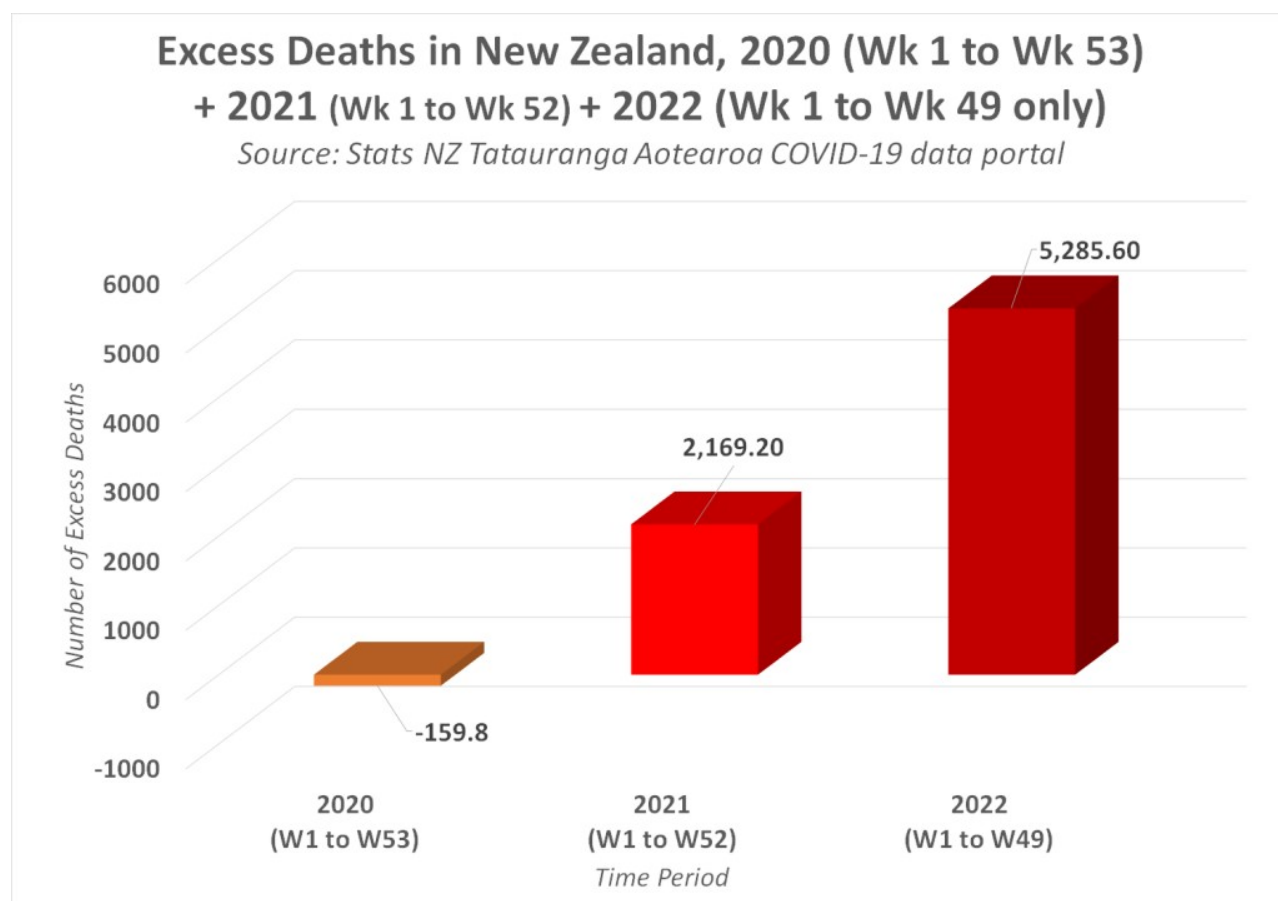
This means Australia suffered a shocking 1,640% increase in excess deaths in just 39 weeks throughout 2022 compared to 53 weeks throughout 2020.



New Zealand suffered 2,169 excess deaths in 2021 and then a shocking 5,286 excess deaths by week 49 of 2022. These are shocking figures for the small island with an estimated population of 5 million people.

Especially when compared to 2020, when no excess deaths were suffered and 160 fewer deaths were actually recorded than expected at the height of the Covid pandemic and prior to the rollout of the Covid injections.

This means New Zealand suffered a shocking 3,404% increase in excess deaths in 49 weeks throughout 2022 compared to 53 weeks throughout 2020.



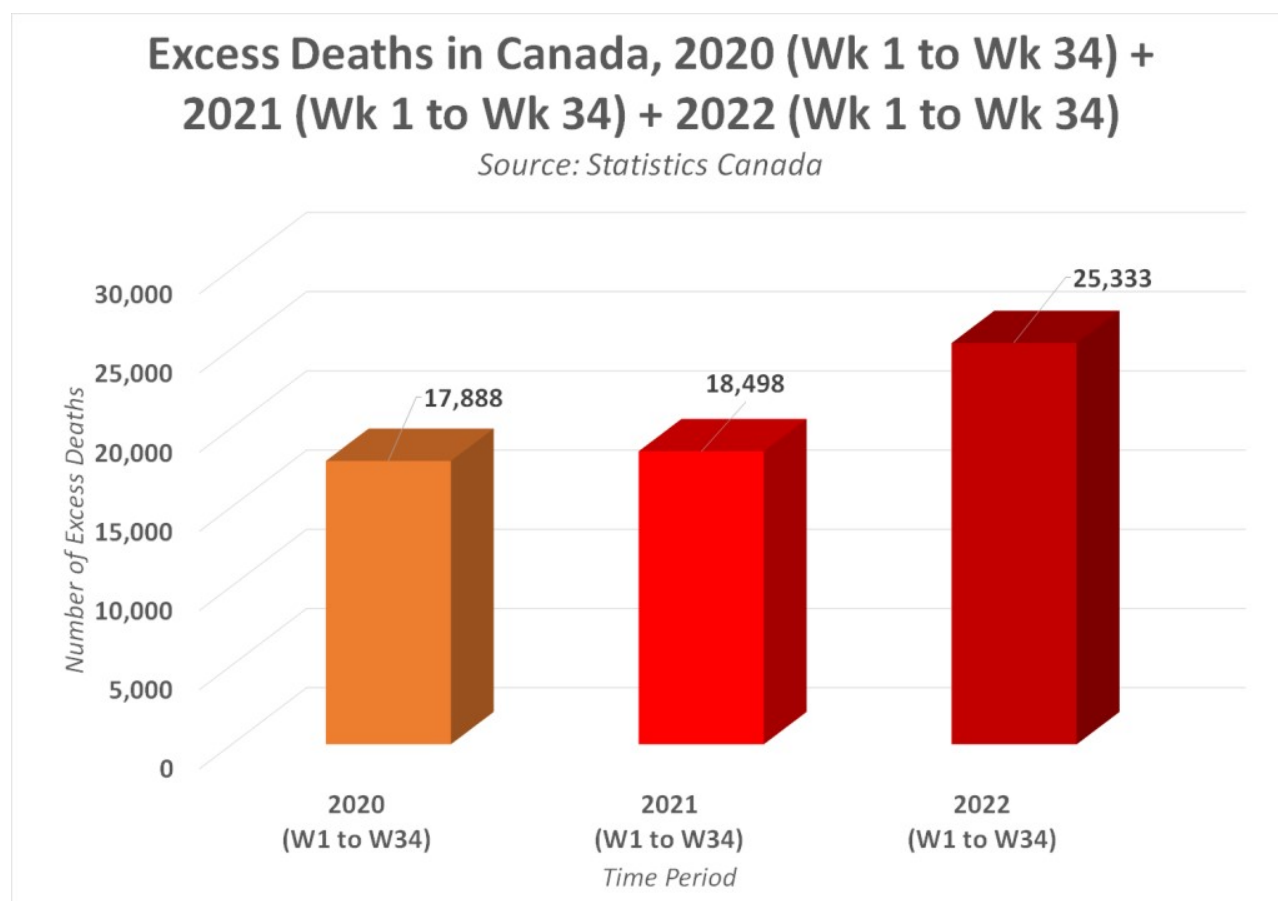
In Canada, the situation is similarly concerning.

The country suffered 35,318 excess deaths in 2021 and then 25,333 excess deaths by week 34 of 2022. This compares to 31,042 excess deaths in 2020 by week 53.

However, when looking at the figures up to week 34 in both 2020 and 2021, it becomes clear that 2022 has in fact been the worst year for excess deaths by far.

By week 34 of 2020, Canada had recorded 17,888 excess deaths. By week 34 of 2021, Canada had recorded 18,498 excess deaths. But by week 34 of 2022, Canada had recorded 25,333 excess deaths, representing a 42% increase on the excess deaths recorded in 2020, prior to the roll-out of the Covid-19 injections.

This dramatic increase in excess deaths raises serious questions about the safety of the Covid-19 vaccines and whether they may have been a contributing factor to the increase in excess deaths.

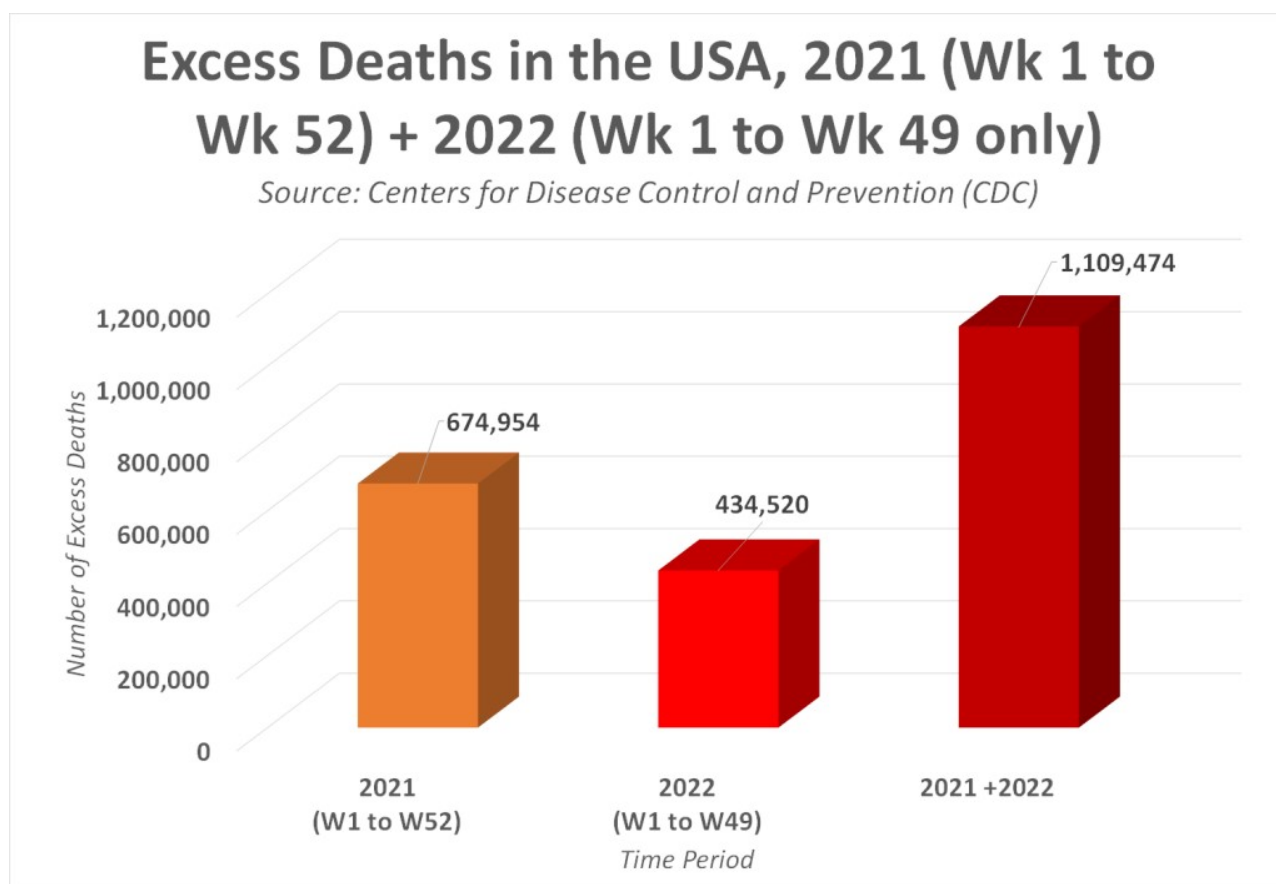


The USA suffered 674,954 excess deaths in 2021, and then 434,520 excess deaths by week 49 of 2022. This equates to over 1.1 million excess deaths in nearly two years.

The USA suffered a staggering 674,954 excess deaths in 2021, a year that saw the country coerced into coming forward to get injected multiple times throughout the mass roll-out of the Covid-19 vaccines. These numbers represent a significant increase in deaths compared to previous years, and have raised alarm bells among the public and healthcare professionals alike.

The situation did not improve in 2022, with 434,520 excess deaths recorded by week 49, bringing the total number of excess deaths to over 1.1 million in nearly two years.

This is a staggering number and has led to questions about the effectiveness of the vaccine and the government's response to the alleged pandemic.



The official narrative put forth by governments and health organizations has been that deaths in 2020 increased due to the outbreak of the alleged Covid-19 pandemic, with the response to it adversely affecting millions of people worldwide.

However, as the pandemic progressed and a vaccine was developed and distributed, the narrative shifted to focus on the safety and effectiveness of the Covid-19 injection as a means to curb the spread of the virus and reduce the number of deaths.

This narrative was reinforced through various propaganda campaigns, public statements, and official statements, with the message that the vaccine was “safe and effective” and would be “the key to ending the pandemic”.

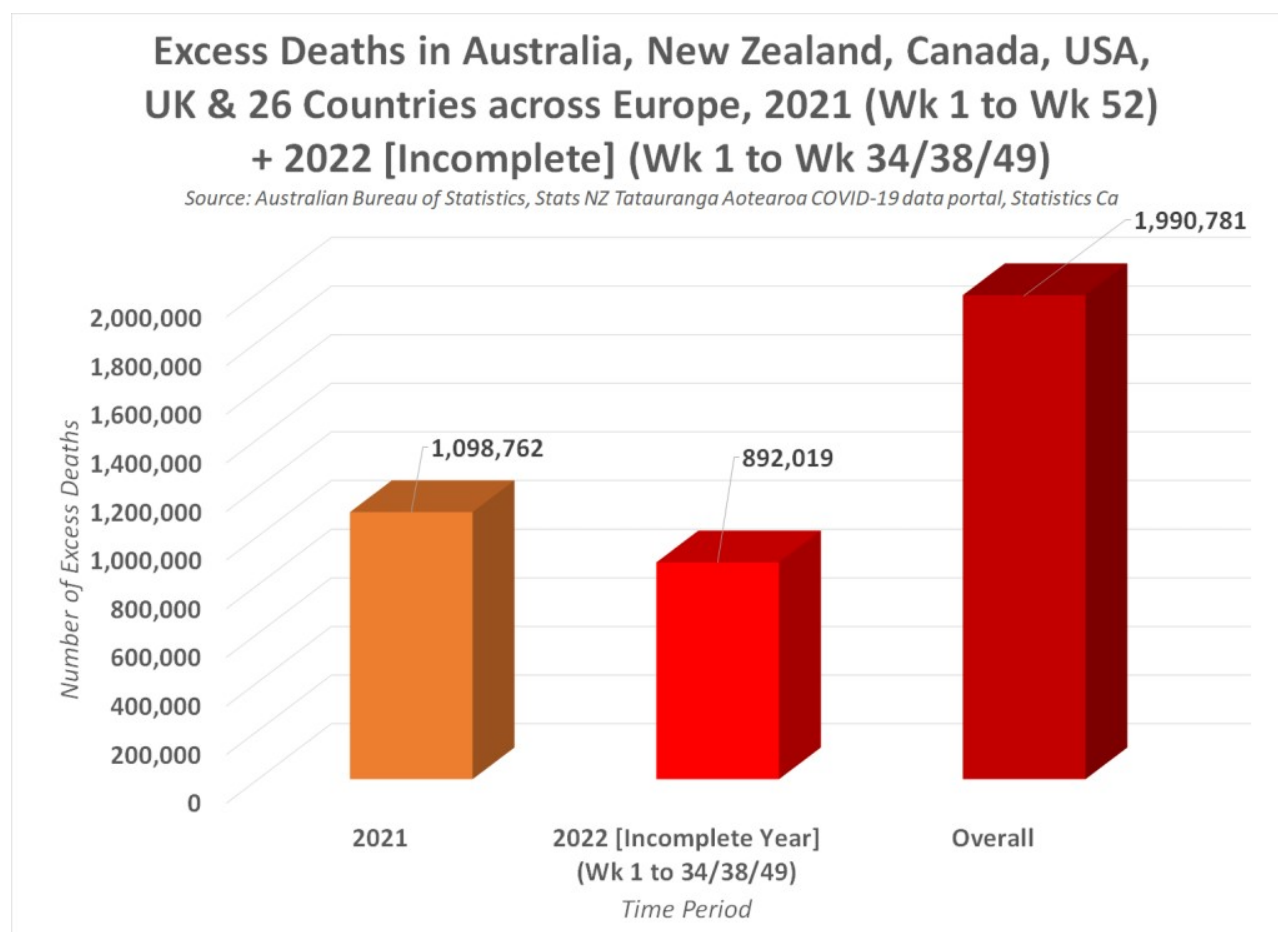
However, the figures and official reports released by governments in the USA, Canada, Australia, New Zealand, the UK and most of Europe have shown that the opposite has happened, with millions of excess deaths being recorded since the mass roll-out of the Covid-19 injections.

This has led to many questions about the safety of the vaccine, the facts of the official narrative, and the integrity of Governments and Public Health bodies around the world.

The figures have been provided to both the Organisation for Economic Co-Operation and

Development (OECD) and EuroMOMO by each country's Government organisations. The U.S. data has been provided by the Centers for Disease Control. The UK data has been provided by the Office for National Statistics. And Australia's data has been provided by the Australian Bureau of Statistics.

So these aren't independent estimates. They are official Government-authorized figures. And they show that the 'Five Eyes' countries and 26 other countries across Europe have suffered 1.99 million excess deaths since the Covid-19 injections were first granted emergency use authorisation.



The official figures published by the UK Government certainly suggest that Covid-19 vaccines may have been the biggest contributing factor to the millions of excess deaths seen across the 'Five Eyes' and most of Europe. Because the figures confirm mortality rates are lowest among the unvaccinated in every single age group.

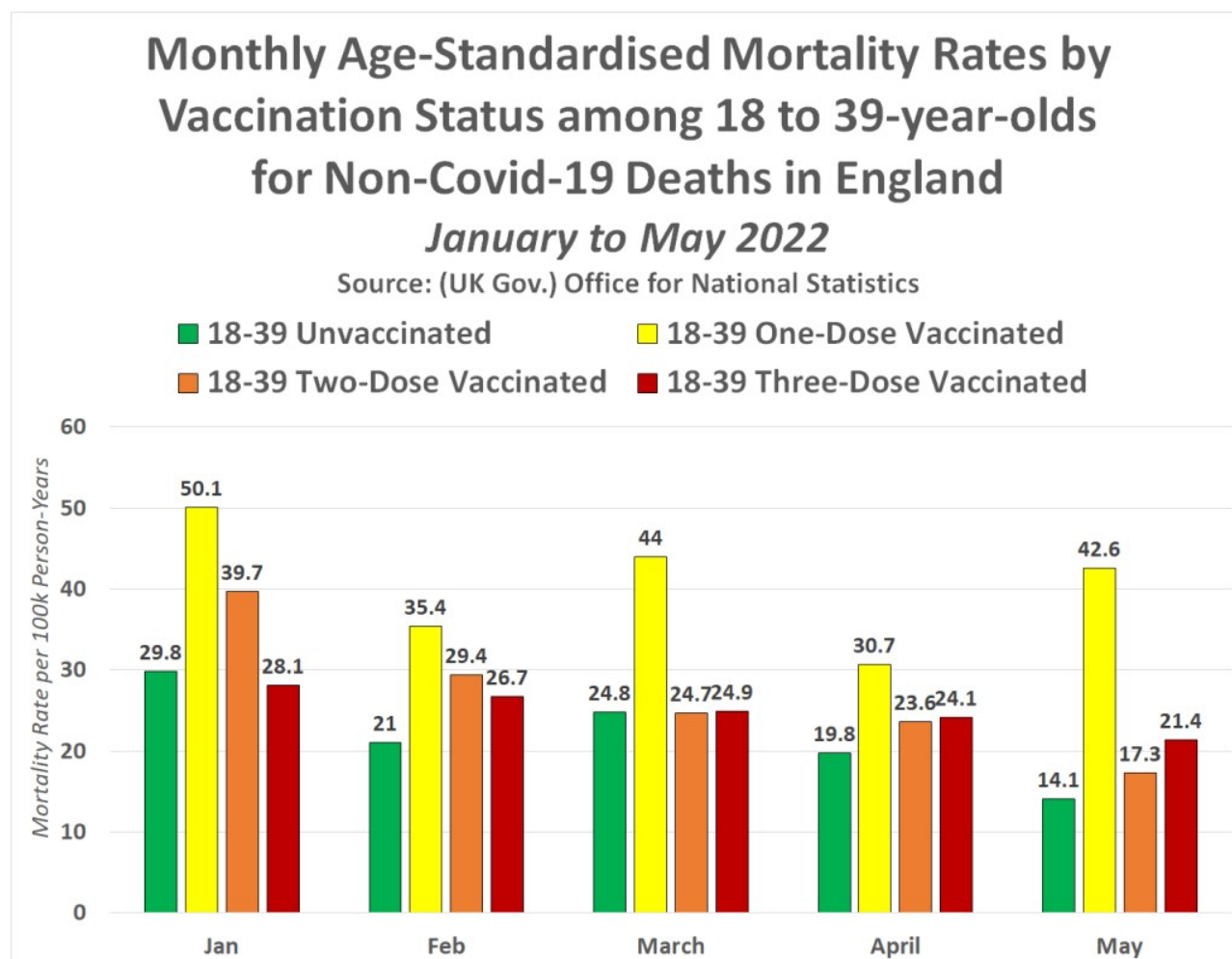
The figures can be found in a report titled '*Deaths by Vaccination Status, England, 1 January 2021 to 31 May 2022*', and it can be accessed on the ONS site [here](#), and downloaded [here](#).

Table 2 of the report contains the monthly age-standardised mortality rates by vaccination status by age group for deaths per 100,000 person-years in England up to May 2022.

We've taken the figures provided by the ONS for January to May 2022 and produced the following charts which reveal the horrific consequences of the mass Covid-19 vaccination campaign.

18 to 39-year-olds

The following chart shows the monthly age-standardised mortality rates by vaccination status among 18 to 39-year-olds for Non-Covid-19 deaths in England between January and May 2022 –



In every single month since the beginning of 2022, partly vaccinated and double vaccinated 18-39-year-olds have been more likely to die than unvaccinated 18 to 39-year-olds. Triple vaccinated 18 to 39-year-olds however have had a mortality rate that has worsened by the month following the mass Booster campaign that occurred in the UK in December 2021.

In January, triple vaccinated 18 to 39-year-olds were ever so slightly less likely to die than unvaccinated 18 to 39-year-olds, with a mortality rate of 29.8 per 100,000 among the unvaccinated and 28.1 per 100,000 among the triple vaccinated.

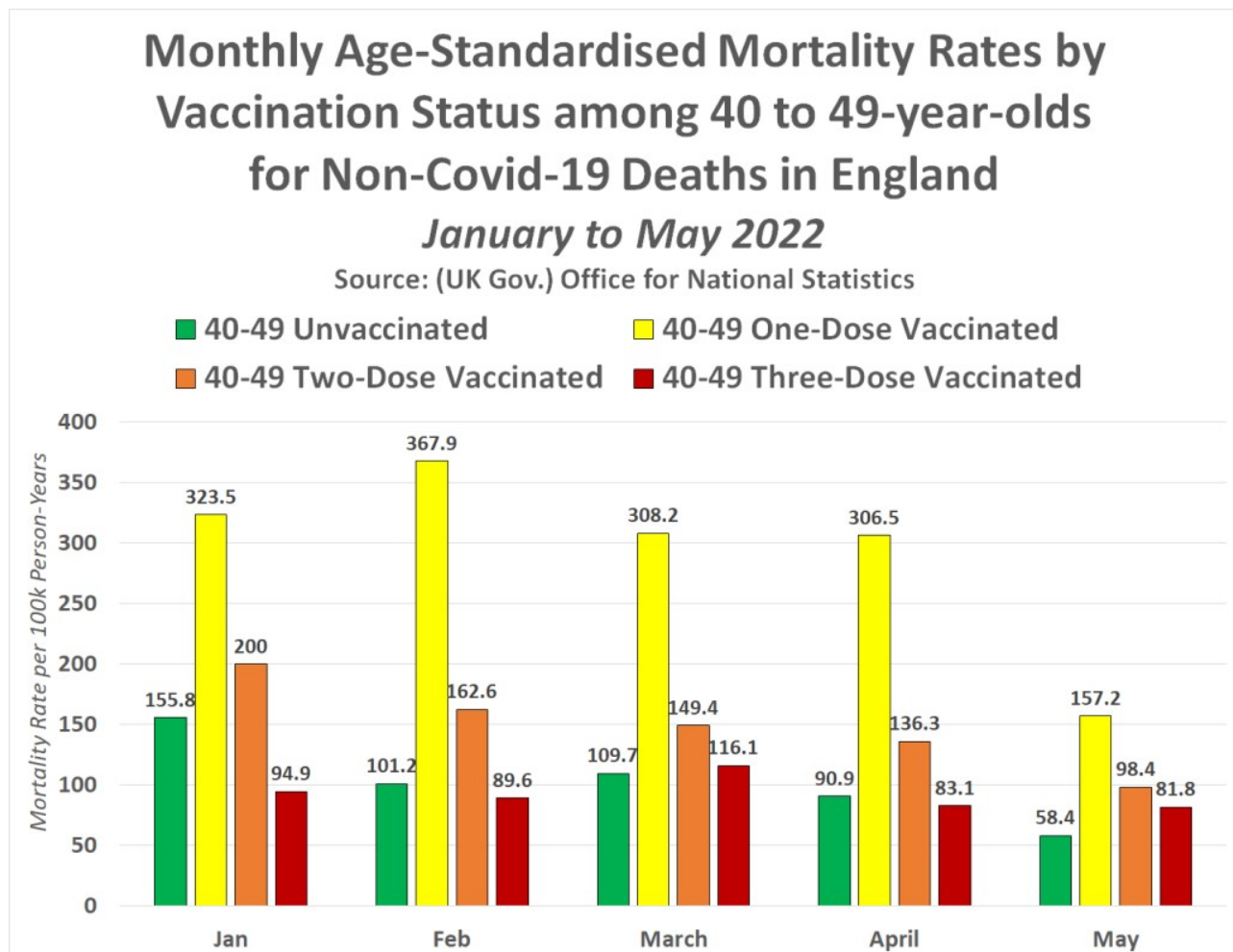
But this all changed from February onwards. In February, triple vaccinated 18 to 39-year-olds were 27% more likely to die than unvaccinated 18 to 39-year-olds, with a mortality rate of 26.7 per 100k among the triple vaccinated and 21 per 100k among the unvaccinated.

Things unfortunately got even worse for the triple vaccinated by May 2022 though. The data shows that triple vaccinated 18 to 39-year-olds were 52% more likely to die than unvaccinated 18 to 39-year-olds in May, with a mortality rate of 21.4 per 100k among the triple vaccinated and 14.1 among the unvaccinated.

The worst figures so far though are among the partly vaccinated, with May seeing partly vaccinated 18 to 39-year-olds 202% more likely to die than unvaccinated 18 to 39-year-olds.

40 to 49-year-olds

The following chart shows the monthly age-standardised mortality rates by vaccination status among 40 to 49-year-olds for Non-Covid-19 deaths in England between January and May 2022 –



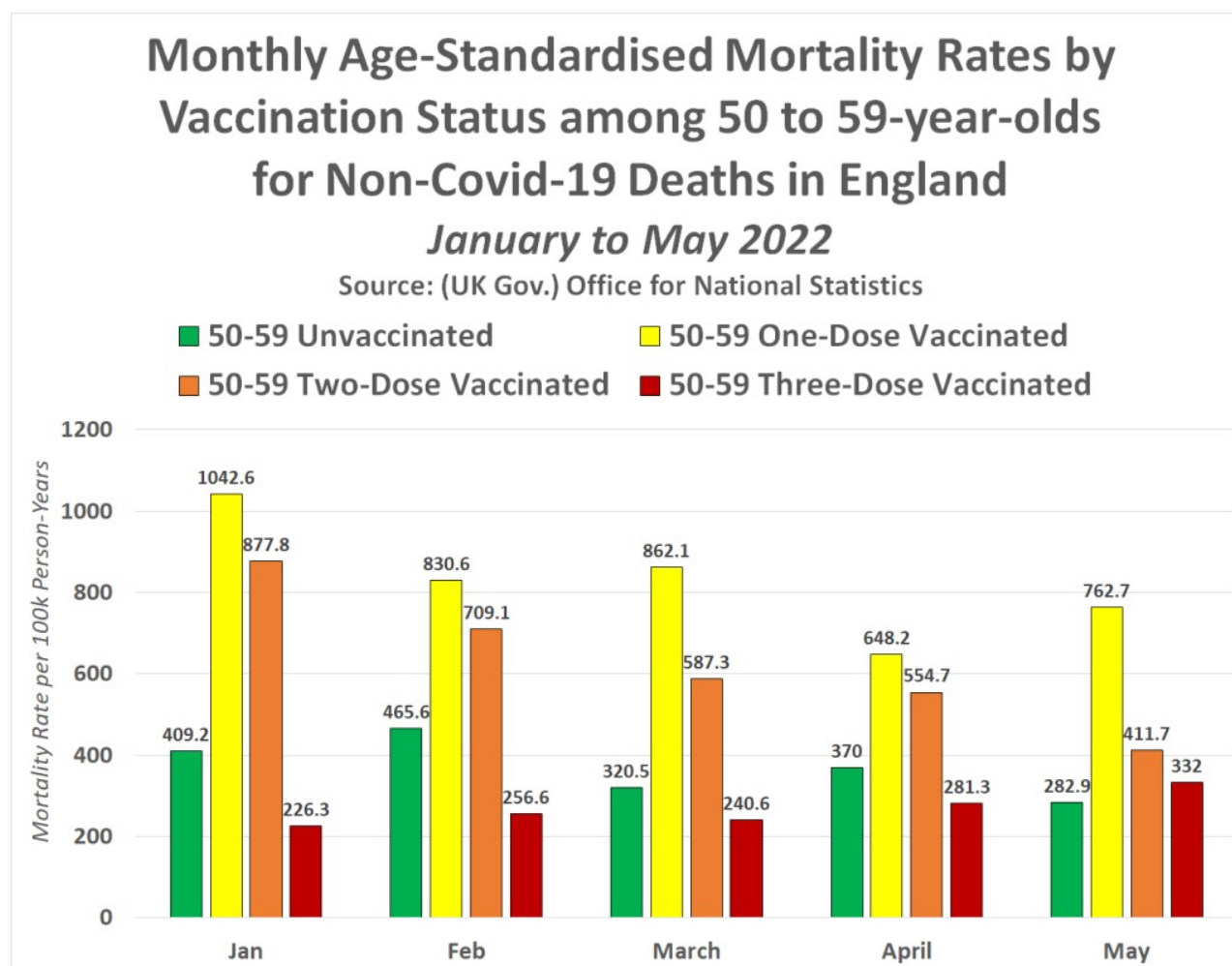
We see pretty much the same when it comes to 40 to 49-year-olds. In every single month since the beginning of 2022, partly vaccinated and double vaccinated 40 to 49-year-olds have been more likely to die than unvaccinated 40 to 49-year-olds.

The worst month for mortality rates among the partly and double vaccinated compared to the unvaccinated was February. This month saw partly vaccinated 40-49-year-olds 264% more likely to die than unvaccinated 40-49-year-olds. Whilst double vaccinated 40-49-year-olds were 61% more likely to die than unvaccinated 40-49-year-olds.

By May 2022, five months after the mass Booster campaign, triple vaccinated 40-49-year-olds were 40% more likely to die than unvaccinated 40-49-year-olds, with a mortality rate of 81.8 per 100k among the triple vaccinated and a mortality rate of 58.4 among the unvaccinated.

50 to 59-year-olds

The following chart shows the monthly age-standardised mortality rates by vaccination status among 50 to 59-year-olds for Non-Covid-19 deaths in England between January and May 2022 –



Yet again we see exactly the same pattern among 50 to 59-year-olds as seen among 40-49-year-olds.

In every single month since the beginning of 2022, partly vaccinated and double vaccinated 50 to 59-year-olds have been more likely to die than unvaccinated 50-59-year-olds.

May was the worst month for partly vaccinated 50 to 59-year-olds, as they were 170% more likely to die than unvaccinated 50 to 59-year-olds.

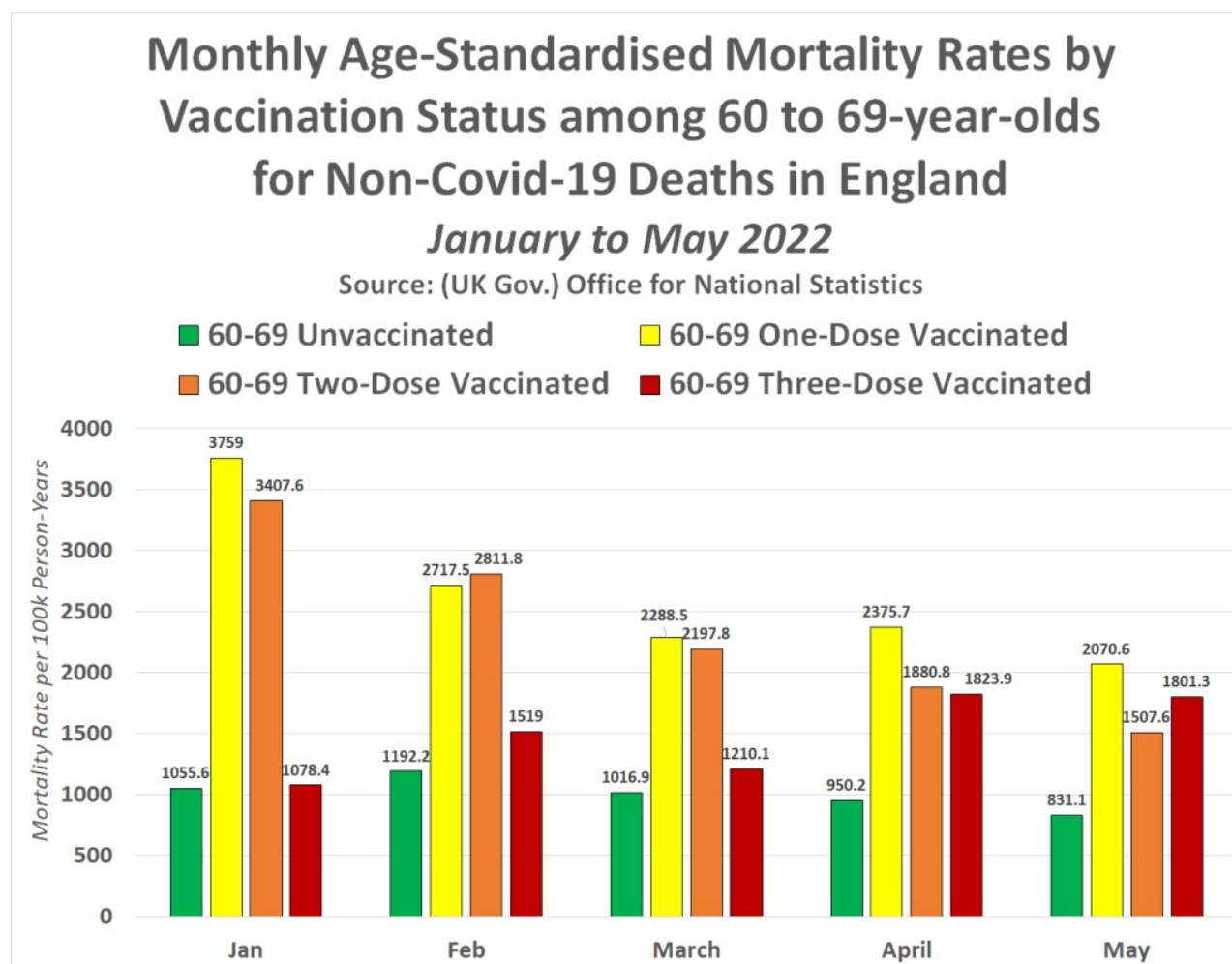
Whereas January was the worst month for double vaccinated 50-59-year-olds, as they were 115% more likely to die than unvaccinated 50-59-year-olds.

By May 2022, five months after the mass Booster campaign, triple vaccinated 50-59-year-olds were 17% more likely to die than unvaccinated 50-59-year-olds, with a mortality rate of 332 per 100k among the triple vaccinated and a mortality rate of 282.9 per 100k among the unvaccinated.

Therefore, by May 2022, unvaccinated 50-59-year-olds were the least likely to die among all vaccination groups.

60 to 69-year-olds

The following chart shows the monthly age-standardised mortality rates by vaccination status among 60 to 69-year-olds for Non-Covid-19 deaths in England between January and May 2022 –



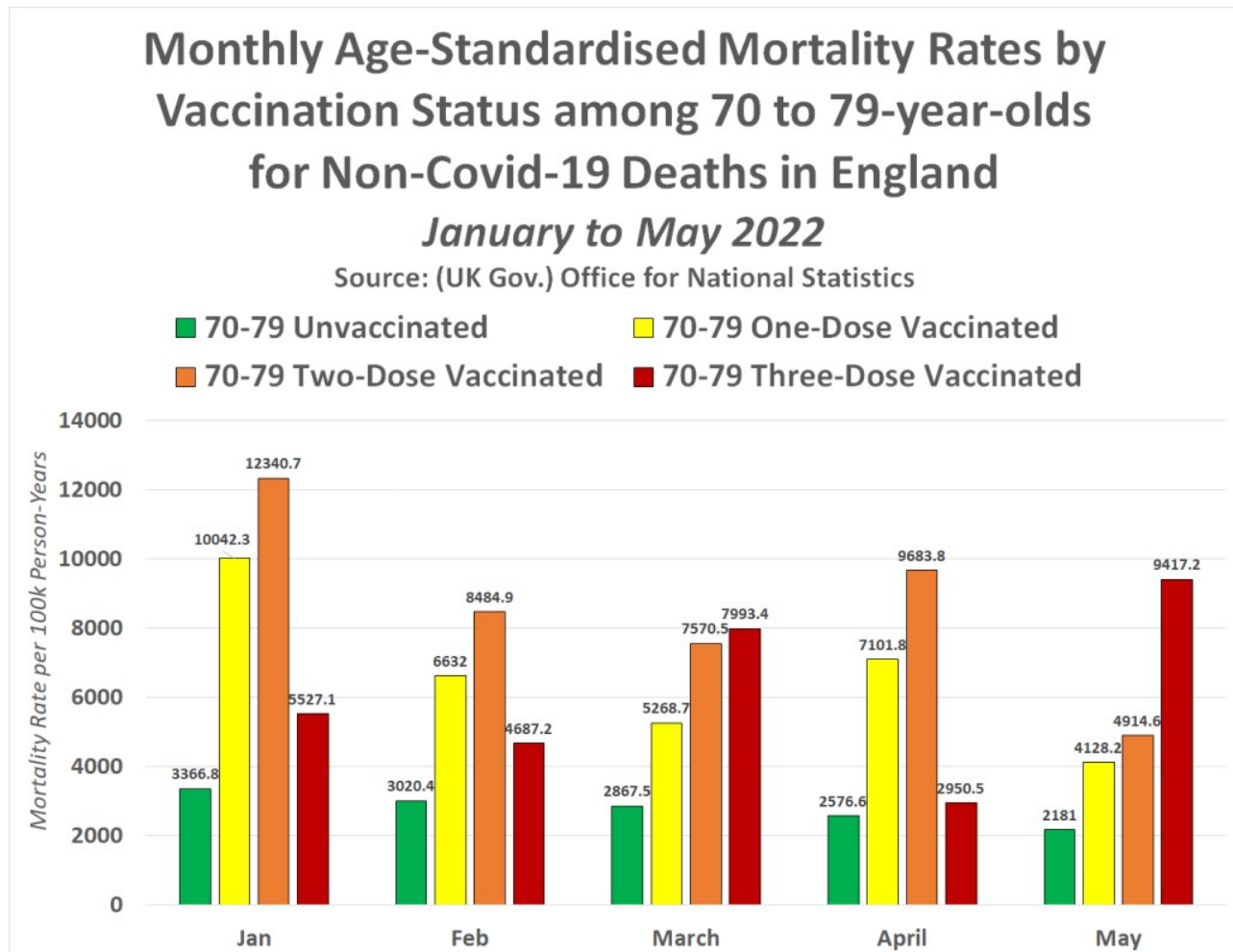
The 60 to 69-year-olds show exactly the same pattern as 18 to 39-year-olds. The double and partly vaccinated have been more likely to die than the unvaccinated since the turn of the year, and the triple vaccinated have been more likely to die than the unvaccinated since February.

In January, partly vaccinated 60-69-year-olds were a shocking 256% more likely to die than unvaccinated 60-69-year-olds. Whilst in the same month, double vaccinated 60-69-year-olds were 223% more likely to die than unvaccinated 60-69-year-olds.

By May, triple vaccinated 60-69-year-olds were a troubling 117% more likely to die than unvaccinated 60-69-year-olds, with a mortality rate of 1801.3 per 100k among the triple vaccinated and a mortality rate of just 831.1 among the unvaccinated.

70 to 79-year-olds

The following chart shows the monthly age-standardised mortality rates by vaccination status among 70 to 79-year-olds for Non-Covid-19 deaths in England between January and May 2022 –



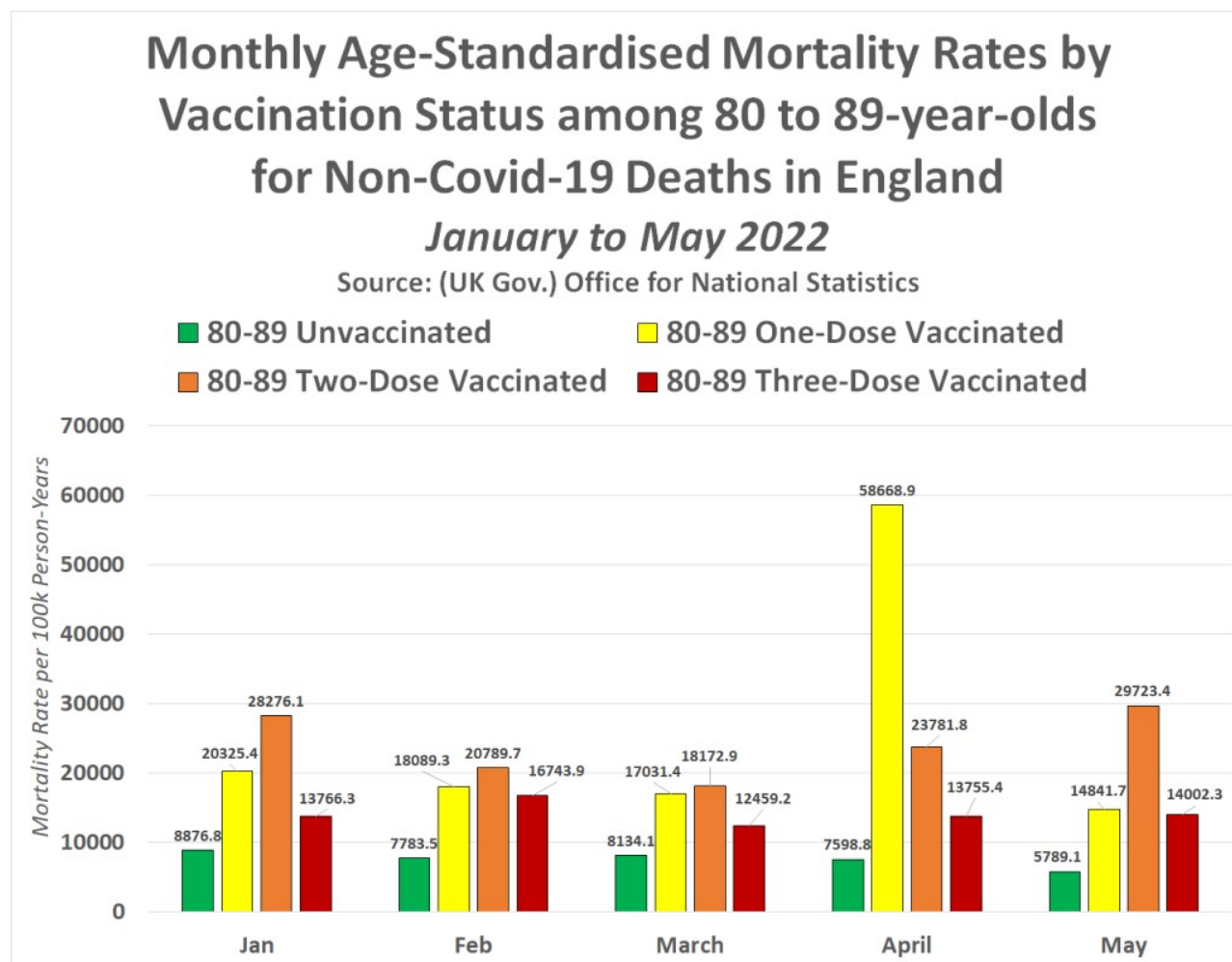
Things are slightly different for 70 to 70-year-olds because the data reveals the unvaccinated have been the least likely to die every month since the turn of the year.

In January, the partly vaccinated were 198% more likely to die than the unvaccinated, whilst the double vaccinated were a shocking 267% more likely to die than the unvaccinated.

The worst figures however come in May, which saw triple vaccinated 70-79-year-olds a disturbing 332% more likely to die than unvaccinated 70-79-year-olds, with a mortality rate of 9417.2 per 100k among the triple vaccinated and just 2181 per 100k among the unvaccinated.

80 to 89-year-olds

The following chart shows the monthly age-standardised mortality rates by vaccination status among 80 to 89-year-olds for Non-Covid-19 deaths in England between January and May 2022 –



Again we see the same pattern among 80-89-year-olds as seen among 70-79-year-olds, with the unvaccinated the least likely to die every month since the turn of the year.

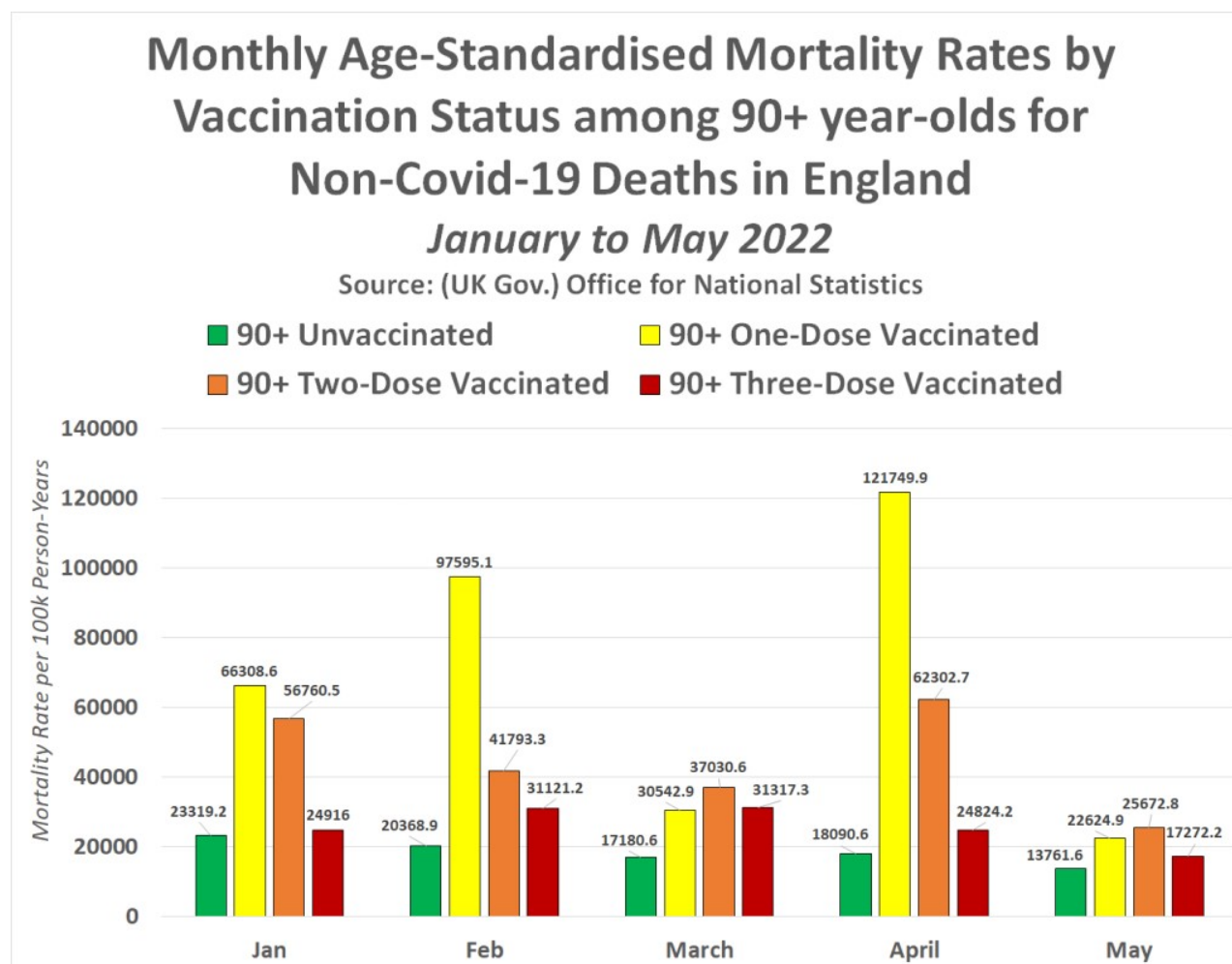
In April, double vaccinated 80-89-year-olds were 213% more likely to die than unvaccinated 80-89-year-olds, with a mortality rate of 7598.9 per 100k among the unvaccinated and a mortality rate of a troubling 23,781.8 per 100k among the double vaccinated.

But in the same month, partly vaccinated 80-89-year-olds were a terrifying 672% more likely to die than unvaccinated 80-89-year-olds, with a shocking mortality rate of 58,668.9 per 100k among the partly vaccinated.

By May 2022, triple vaccinated 80-89-year-olds were 142% more likely to die than unvaccinated 80-89-year-olds, with a mortality rate of 14,002.3 among the triple vaccinated and a mortality rate of 5,789.1 among the unvaccinated.

90 + year-olds

The following chart shows the monthly age-standardised mortality rates by vaccination status among 90+ year-olds for Non-Covid-19 deaths in England between January and May 2022 –



Finally, we again see the same pattern among 90+ year-olds, with the unvaccinated the least likely to die every month since the turn of the year.

In April, double vaccinated 90+ year-olds were 244% more likely to die than unvaccinated 90+ year-olds, with a mortality rate of 62,302.7 per 100k among the double vaccinated and a mortality rate of 18,090.6 among the unvaccinated.

During the same month, however, partly vaccinated 90+ year-olds were a shocking 572% more likely to die than unvaccinated 90+ year-olds, with a mortality rate of 121,749.9 per 100k person-years among the partly vaccinated.

By May 2022, triple vaccinated 90+ year-olds were 26% more likely to die than unvaccinated 90+ year-olds, with a mortality rate of 13,761.6 per 100k among the unvaccinated and a

mortality rate of 17,272.2 per 100k among the triple vaccinated.

Safe & Effective?

The official reports and figures from the Governments of the USA, Canada, Australia, New Zealand, the UK, and most of Europe have raised serious concerns about the safety of the Covid-19 injections.

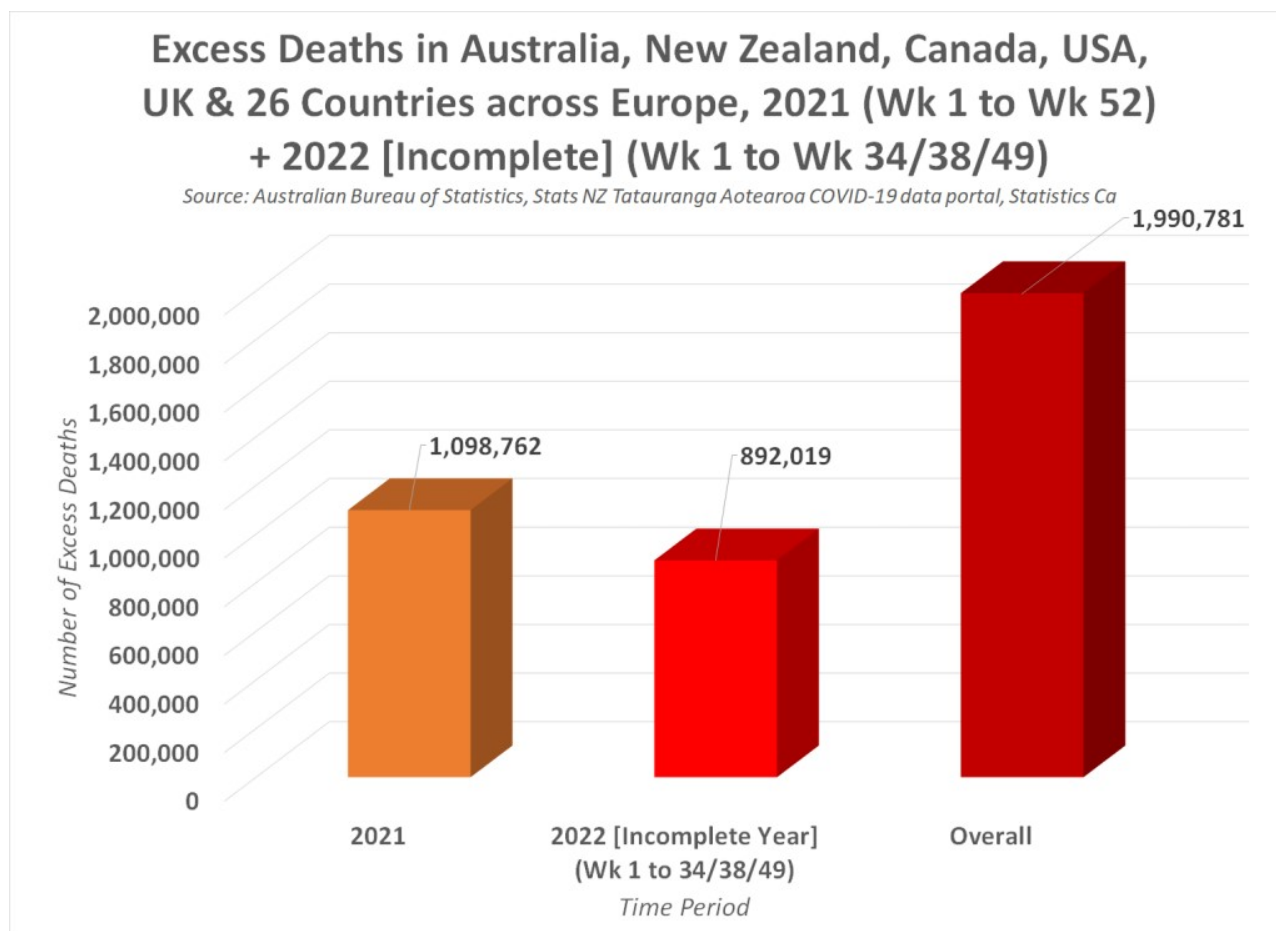
The data shows that since the mass roll-out of the vaccines, there have been nearly 2 million excess deaths recorded, with mortality rates being lowest among the unvaccinated in every single age group. This raises important questions about the potential link between the Covid-19 injections and the increase in excess deaths.

The official narrative that the vaccines are safe and effective and would reduce the number of deaths is being called into question by the data.

The staggering number of excess deaths in the USA, Canada, Australia, New Zealand, the UK, and most of Europe is a cause for concern and demands a thorough investigation. It is crucial that an unbiased, transparent and independent investigation is conducted to determine the true cause of these excess deaths and ensure the safety of future vaccines.

In conclusion, it is extremely likely that the Covid-19 injections are to blame for the huge increase in excess deaths across the world. The data is clear and the figures speak for themselves.

The official narrative that the vaccines are safe and effective is being called into question, and many will now be questioning whether it may be an outright lie.



Subscribe now to make sure you receive the latest uncensored news in your inbox...

WE URGENTLY NEED YOUR HELP...

We're not funded by the Government to publish lies & propaganda on their behalf like the mainstream media.

Instead, we rely solely on our support. So please support us in our efforts to bring you honest, reliable, investigative journalism today. It's secure, quick and easy...

Just choose your preferred method to show your support below support

**ONE TIME
DONATION**

**MONTHLY
SUBSCRIPTION**

**BUY US
A COFFEE**

**DIRECT BANK
TRANSFER DONATION**

**DONATE
CRYPTO**

 [Follow Daily Expose on Telegram](#)

Follow us on 

**FOLLOW US ON
GETTR**

 [Subscribe to our
Newsletter](#)

Covid injections are ineffective and don't block transmission, says Bill Gates AFTER selling his shares in BioNTech for a massive profit

Doctors prove a Graphene like substance is being shed from the C-19 Vaccinated to the Unvaccinated, destroying Blood Cells & causing Strange Blood Clots

WHO is building a narrative for a bird flu pandemic and is already working to ensure

vaccines are available

Both COVID "Vaccines" & RSV "Vaccines" cause ADE & you're more likely to get severe COVID & RSV after Vaccination

 Follow Daily Expose on Telegram